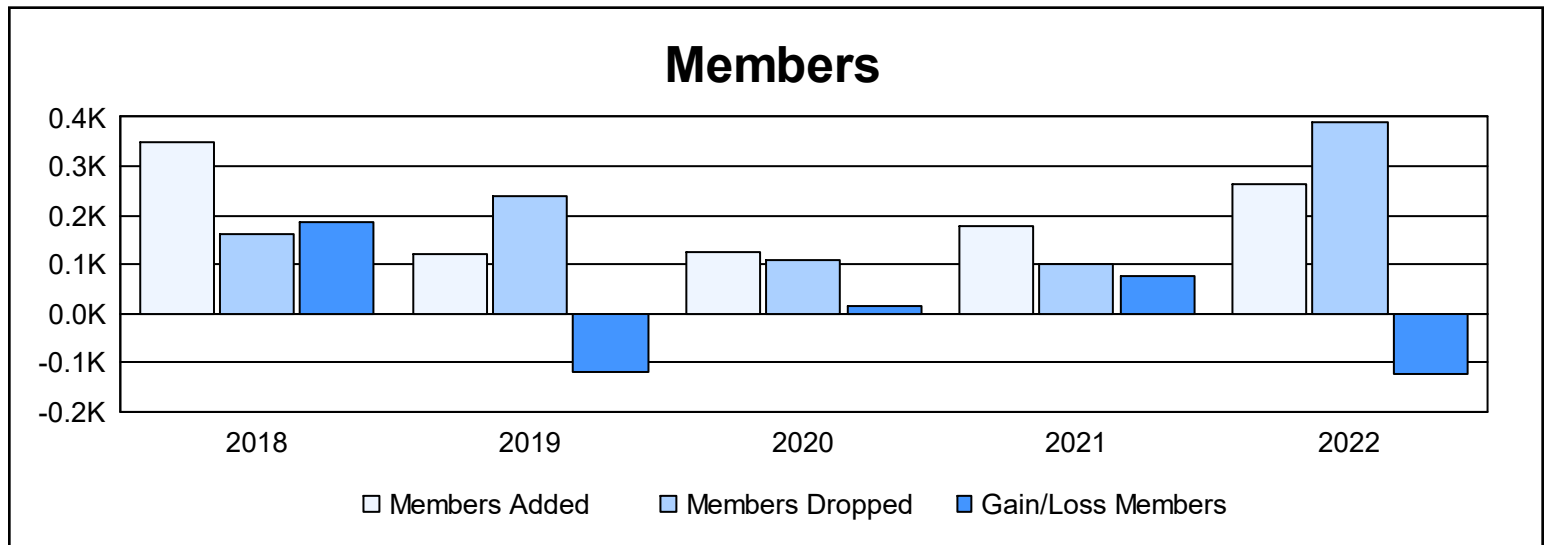
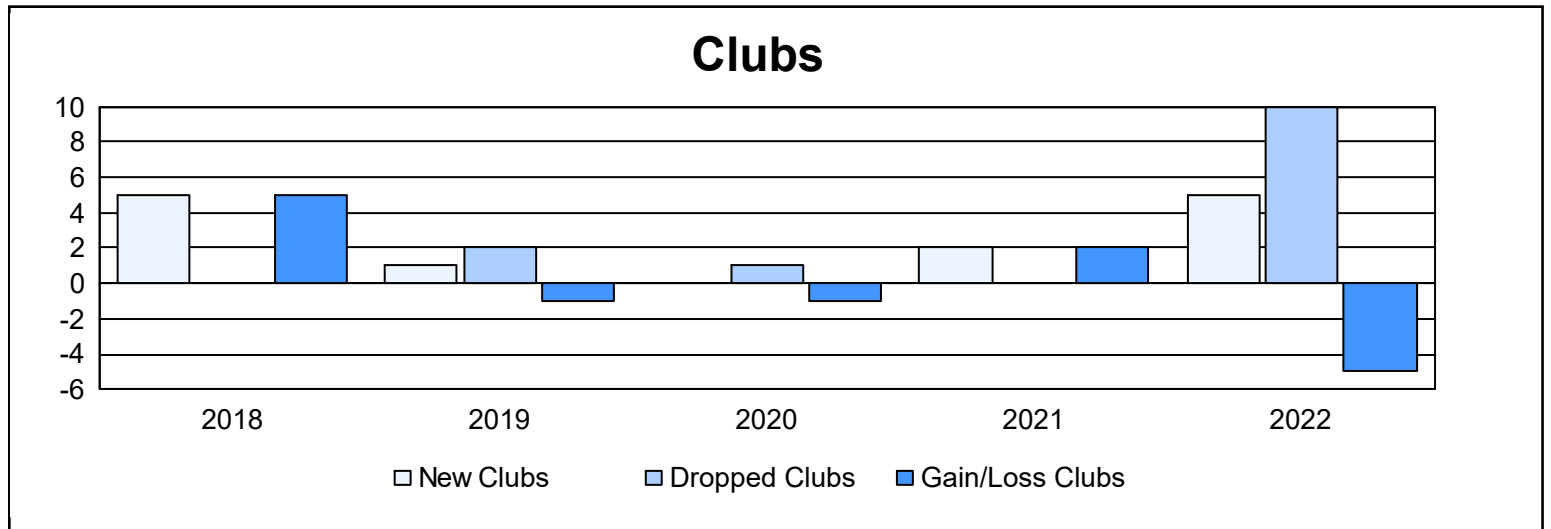
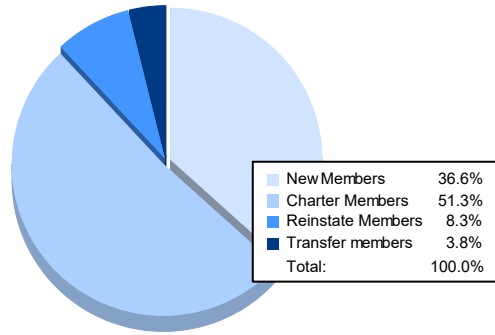


Year	New Clubs	Dropped Clubs	Gain/ Loss Clubs	New Members	Charter Members	Reinstate Members	Transfer Members	Total Member Added	Total Members Dropped	Gain/ Loss Members
2017-2018	5	0	5	199	122	28	0	349	162	187
2018-2019	1	2	-1	83	32	5	1	121	239	-118
2019-2020	0	1	-1	104	11	5	5	125	109	16
2020-2021	2	0	2	88	48	39	2	177	99	78
2021-2022	5	10	-5	97	136	22	10	265	388	-123
<b>Average</b>	<b>3</b>	<b>3</b>	<b>0</b>	<b>114</b>	<b>70</b>	<b>20</b>	<b>4</b>	<b>207</b>	<b>199</b>	<b>8</b>



### Membership Composition June 2022 Cumulative



### Gender Composition June 2022 Cumulative

